

# The Bee Line

Newsletter of the Oregon State Beekeepers Association

Volume 30, Number 10

November/December 2005



## IN THIS ISSUE...

|                     |    |
|---------------------|----|
| A Beekeeper's Story | 1  |
| Message from the VP | 2  |
| Fundraising         | 3  |
| Meeting Minutes     | 4  |
| Conference Kudos    | 5  |
| The Region          | 6  |
| Beekeeping Now      | 7  |
| Home & Garden       | 8  |
| Tylan Approval      | 9  |
| Bee Plants          | 9  |
| Bee Appreciation    | 10 |
| Advertising         | 13 |
| Classifieds         | 14 |
| Membership Form     | 15 |

**Thank you** to Mary Moss for donating what she refers to as "a lovely electric power stapler that's just finer than frog hair for stapling" to OSBA!

## IT ALL STARTS WITH CURIOSITY

*Mary C. Moss*

Okay, I'll admit it. I'd never given a thought to becoming a beekeeper. But the ol' achievement-oriented side of me just had to respond when I saw it clearly being done wrong. Because, by then, I had developed a strong empathy for the little critters, and just had to try my hand at this most fascinating vocation.

It all started when my then-husband and our two children and I bought a place on a couple of acres just south of Forest Grove proper. The following spring found us knee-deep in all kinds of projects and endeavors. It was into this tremendous vortex of activity that an old friend of my husband's decided to throw in something new. Jean DeLord, a delightful French native who then lived in Portland, was retiring from many decades of beekeeping.

"Dan," he told my husband in his heavy French accent, "You are in the country now; you should raise bees. I am giving up beekeeping myself, so I will give you all of my equipment and some books to help you get started."

After a long pause, my husband nodded and agreed. We wound up taking home a four-frame extractor, a couple of California veils, deep and Western supers, an electric hot knife, a hive tool, and all the other stuff Jean said we'd need. There were also two textbooks about beekeeping, which we both read assiduously.

Dan manfully picked up the telephone, called Ruhl Bee Supply, and ordered a couple of packages of bees. We went to pick them up, and I was absolutely enthralled with the buzzy little creatures. Having grown up on a farm, I'd never been one of those shrieking ninnies who has a conniption fit if an insect comes calling, so I was game to help out and see what beekeeping was all about. We prepared sugar syrup and enjoyed watching all those thousands of little "tongues" slurping it up as we brushed it on the wire of the bee box. Then Dan went about installing the bees, which was also a very interesting process.

*Continued on page 11*

## A MESSAGE FROM THE VICE PRESIDENT

Not too long ago, I ran smack-dab into an administrator with the Oregon Department of Agriculture at a grower's event. Along with a friendly handshake, his greeting went something like this: "Well..., what's the bad news in beekeeping this year?"



His greeting has surfaced over and over again in my memory since that day. Is beekeeping all bad news? Or are we just stuck in the same rut as everyone else, wherein "only *bad news, makes news*"?

Let's buck the trend for a minute here and see if we can bring some good news to the surface, shall we? In 2001, WSU began a breeding program to select and propagate bees expressing high resistance to mites, as well as gentle temperament and good honey production. Using multiple lines of bees expressing hygienic behavior AND suppression of mite reproduction, and 4 years of hard work, researchers now have some bees that they really like. This year, in fact, there were yards with mite levels so low that 130 colonies went into this winter with no mite treatments.

If this work continues uninterrupted, Oregon beekeepers should have access to the queen lines in the next few years.

This is GOOD news!! Awesome job by Dr. Steve Sheppard and Dr. Marina Meixner and others at WSU for the beekeepers in their state.

For those of you who attended the conference at Agate Beach, this is old news.

Yet OSBA President, Kenny Williams, and I heard some exciting news at the California Queen Breeders Association conference last month. Ms. Sue Coby, in her address to the CQBA, stated that genetics are the solution to many of the nagging problems that we now face in honey bee health. When Varroa wiped out the feral and marginally managed hives in the 1980s, genetic diversity was reduced to the several lines that were commercially managed. Unfortunately, though they may excel in some aspects, these bees lack in critical genetic material. (OOPS! That was bad news.)

The good news is that we have "Nose to the Grindstone" folks like Ms. Sue Coby and Ms. Debbie Delaney locating and tracking pockets of the critical genetic material remaining.

Ms. Coby is now pressing queen breeders to establish a regional hub for genetic material (semen). At first glance, they seem intrigued with the prospect.

This is GOOD NEWS!! Want to hear more? Attend the OSBA Fall Conference next year and hear it from Coby and Delaney with your own ears.

As a last note, I want to thank all of the fine beekeepers that stepped forward and contributed their time and effort to ensure the success of the conference. Sometimes, good news is simply the result of people who choose to "make it happen."

*Harry*

## FUNDRAISING FOR RESEARCH

*John Jacob*

The Oregon State Beekeepers Association has established a honey-bee research fund. In order to facilitate raising money for this account, I would like to establish some dialog with interested parties and stakeholders. There are a lot of potential revenue sources that would be helpful in raising money for honey-bee research that will benefit beekeepers, growers, and society as a whole.

One facet of this fundraising effort is to solicit ideas from each of our regional associations to see what tactics for fundraising have worked well in the past, and to help coordinate our efforts statewide and beyond with the aim of maximizing our efforts to raise honey-bee research money. There are a lot of opportunities to raise research money at the regional association level and beyond. In particular, I see four fronts that could yield funds for this account:

- Beekeepers
- Growers groups (e.g., almond growers)
- The general public
- Grants from various institutions and government

Any leads and contact information for growers' groups you can provide would be very helpful.

Because beekeepers would be one of the direct beneficiaries of honey-bee research, they may tend to be receptive to donating to this account. There are many ways in which beekeepers can facilitate the OSBA's honey-bee research effort, including cash donations, product donations, and the supply of bees for research projects—just to name a few. There are also a lot of growers' groups out there that can directly benefit from a stable supply of pollinators and may be interested in funding research to protect their "bottom line." The general public can also be very supportive of honey bees, either by tapping the conservationists that empathize with the plight of the honey bee, or the general consumer who enjoys affordable insect-pollinated crops and a stable, affordable food supply. Another avenue to pursue with the general public is the charitable tax deduction that will benefit consumers as a whole. The notion of a stable, affordable supply of insect-pollinated foods will not be lost on the public in these challenging times, especially if we can make the connection between honey bees and helping to feed the world. Lastly, there are many grants available for agricultural development and research from the government and other institutions. For example, your local grange may be a great asset when it comes to raising funds for agricultural endeavors and dialog is underway with our local grange here in southern Oregon about establishing a statewide effort.

Any thoughts and leads are greatly appreciated. The donation pledge card is available on the OSBA web site ([www.orsba.org](http://www.orsba.org)) for those who are ready to send money now. Feel free to contact me any time (see page 6 for contact information).

## MINUTES: EXECUTIVE BOARD MEETING

August 27, 2005—Salem, Oregon

The Executive Board Meeting of the Oregon State Beekeepers' Association was called to order by Kenny Williams, President, with fourteen members present.

The minutes were read from the previous meeting by Jan Lohman. A motion for an amendment to the minutes was made to correct the cost of Insurance of \$200.00 per year to the additional cost of \$200.00 per year.

Phyllis Shoemake reported that we have \$50,145.26 in the Treasury.

### REGIONAL DIRECTORS

Bob Allen reported that presently the club is not doing much and that spring is the busiest time of the year for his group.

Sam Hutchinson reported from 20 to 30 members turning out.

Fritz Skirvin announced that his group auctioned off observation hives at the picnic and raised \$500.00 to be donated at the fall meeting to the Research Fund.

Jordan Dimock reported that in his area other beekeepers say the hives are looking good so far this year.

Mike Harrington from Lane County reports that they have a monthly meeting and a July Picnic and they have a very large group of about 65 members.

Chuck Sowers says the Tualatin group is alive and well with from 10 to 25 members per meeting.

### OLD BUSINESS

Honey Bee Workshops: George Hansen reports that they are trying to update materials and send this information to people on the mailing list. There are dollars available to write materials with Dr. Azarenko at OSU. There will be a meeting next week and he will know more then. We need to update materials and controls for beekeepers. We can see what OSU will do and then hire Rosanna to do the things that they will not do. George reminded us that the Honey Bee

Workshop Database can only be used for sending information and cannot be used for solicitation.

### 2005 FALL CONFERENCE

Harry Vanderpool handed out the revised schedule for the Northwest Corner Conference. There will be business meetings for Oregon, Washington, and Idaho during this time. He hopes that the dollars that we raise from the Conference will go back to the membership by creating a great *Bee Line* and a great Conference.

Chuck Sowers suggested inviting a man working in Nebraska who is working with oxalic acid.

George Hansen suggested an Endowment or Research Luncheon with Anita Azarenko speaking and also to have Eric Mussen speak twice if we have time available.

Bob Allen suggested a summary of the talks for handouts. George Hansen mentioned creating a disk of the speakers work and we could provide paper copies.

### WEBSITE

Thom Trusewicz says that the website is going well with lots of mail. The website will pay for itself for the next 2 years.

### *The Bee Line*

Mary Moss has resigned from *The Bee Line* position. Harry Vanderpool has volunteered to be editor until we find a new editor. This position pays \$150.00 per month plus expenses. George Hansen will talk with Rosanna Mattingly to see if she is interested in working on this project and keep Kenny posted.

### NEW BUSINESS

Jan Lohman introduced a proof of the Donor Cards to be used for the Regional Groups and to be given out at the conference. Jordan Dimock made a motion for Jan to be authorized to make up to 2,000 cards; it was seconded by Mike Harrington. Phyllis made a motion to authorize up to 5,000 cards and Jordan seconded this motion. Jan will check with the printers to see if savings in the price of the cards would be worth printing the larger quantity. They will be ready for the OSBA Convention in October.

Kenny passed out a copy of the Endowment Contract. He also stated that there will be a 5% one-time fee for the OSU Foundation and 1.5% per year goes to the Foundation, but interest income is added to the Endowment Fund. Kenny suggested that we talk with Anita Azarenko and the OSU Foundation about how we word the contract. Kenny asked for suggestions on what the Executive Board would like.

Kenny is reluctant to sign a contract without the board. Fritz suggested that we need some pledges before we get this going and Kenny thinks we need something to give the people interested in donating.

Kenny offered to talk with an attorney for up to two hours concerning the Endowed Chair. Sam Hutchinson moved to approve payment of an Attorney for up to two hours concerning this matter. It was seconded by Jordan and approved.

Jan will check out the Hood River Inn for a 2006 Conference. Other suggestions include having workshops running simultaneously at some point in the conference and having fewer speakers, and Harry asked for suggestions for the theme.

George Hansen made a suggestion that the OSBA guarantee the OSU Horticulture Department free Bee Equipment or Pollination or that we are willing to pay part of the expenses to an annual limit. This would go far toward building a relationship with OSU.

Phyllis needs to be replaced and we need to find a competent person. Kenny will make an announcement at the conference that this position is open. He would like suggestions from the Board.

Fritz Skirvin asked that we renew the awards for the Oregon State Fair that we presented last year. Upon checking records we show gifts of three OSBA Memberships and one Fall Conference pass. Fritz made a motion that we continue to provide these incentive gifts to the Willamette Valley group for their participation, Jordan Dimock seconded the motion, and it was approved.

Chuck Sowers has again accepted the position as head of the OSBA Nomination Committee.

With no further business, the meeting adjourned at 4:45 PM.

Respectfully Submitted,  
*Jan Lohman*  
Co-Secretary / Treasurer

---

### **KUDOS for the OSBA Fall Conference!**

*Among those to be thanked for ensuring this year's success are the following:*

**Conference Committee:** Jordan Dimock, George Hansen, Torey Johnson, and Jan Lohman

**Organizing:** Harry Vanderpool

**Taking Care of Grizzly Details:** Phyllis Shoemake and Harry Vanderpool

**Registration Table Team:** Donna Rodia, Lynn Royce, Phyllis Shoemake, and Liz Vanderpool

**PowerPointing Presentations:** Thom Trusewicz

**Silent Auctioneer:** Terry Fullen

**Not-So-Silent Auctioneers:** Alan Ehry, Pat Heitkam, Dr. Clint Walker, and Jay Miller

**Auction Organizers:** Jordan Dimock and Torey Johnson

**Bringers-of-Wine to the Banquet:** George & Sue Hansen, Tony Noyes, and Vince Vazza & Jan Lohman

**Airport Limos:** Bill & Mary Edwards and Mark Johnson

**Note:** A query to Harry Vanderpool about how this year's OSBA Conference was organized met with the following reply: "I do all of the organizing of the conference up to the month before at which time Phyllis and I work our fingers to the bone on the grizzly details. We were working full 8-hour days on it the week before. The reward is just watching it run smooth and watching everyone enjoy the event and each other." And, as Harry continued: "Of course, the success of the conference is directly related to a great team effort."

## THE OSBA REGION

### OSBA REGIONAL REPRESENTATIVES

**Columbia Basin:** Debbie Morgan  
3800 Benson Rd, The Dalles; (541) 298-5719

**Eastern Oregon:** Jordan Dimock  
2635 Mitchell Butte Rd, Nyssa; (541) 372-2726

**Metropolitan Area:** Chuck Sowers  
26730 S Hwy 170, Canby; (503) 266-1740

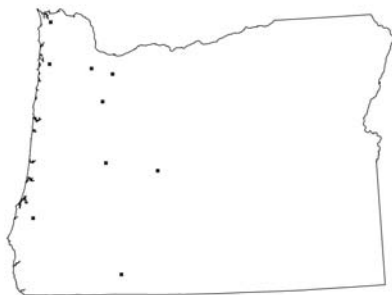
**North Coast/Webmaster:** Thom Trusewicz  
90041 Logan Rd, Astoria  
(503) 325-7966; ccbee@intergate.com

**South Coast:** Joann Olstrom  
3164 Maple Ct, Reedsport; (541) 271-4726

**Southern Oregon:** Pat Morris  
1333 Rogue River Hwy, Gold Hills  
(541) 855-1402

**Willamette Valley:** Fritz Skirvin  
6694 Rippling Brook Dr SE, Salem  
(503) 581-9372

### OSBA REGIONAL ASSOCIATIONS



**Central Oregon Beekeepers**  
Meets 6:30 pm, third Tuesday, Bend  
Deschutes Public Library, Hutch Rm  
**President:** Dennis Gallagher  
(541) 389-4776; denbend@coinet.com  
**Secretary/Treasurer:** Glenda Galaba  
(541) 383-1775; galaba@msn.com

**Clatsop County Beekeepers**  
Meets 7 pm, third Wednesday, Astoria  
Extension Office, 2001 Marine Dr, Ste 210  
**President:** Steve Lindros  
(503) 325-1127; slindros@hotmail.com  
**Vice President:** Don Thompson; (503) 458-6714  
**Secretary/Treasurer:** Marylyn Sanbrailo  
(503) 717-8448

**Coos County Beekeepers**  
Meets 6:30 pm, third Saturday (except Dec)  
Olsen Baxter Bldg, 631 Alder St, Myrtle Pt  
**President:** Joe Goularte; (541) 759-4665  
**Vice President:** Chuck Baim; (541) 347-9654  
**Secretary:** Ona Smith; (541) 348-2672  
**Treasurer:** Jane Oku; (541) 396-4016

### Lane County Beekeepers

Meets 7:30 pm, third Tuesday, Eugene  
EWEB Meeting Rooms, 500 E 4th Ave  
**President:** Mike Harrington  
(541) 689-8705; beekeeper@comcast.net  
**Vice President:** Morris Ostrofsky  
(541) 685-2875; ostrofsky@pacinfo.com  
**Secretary:** Barbara Bajec  
(541) 767-9086; mbartels@bbastrodesigns.com  
**Treasurer:** Nancy Ograin  
(541) 935-7065; woodt@pacinfo.com

### Portland Area Beekeepers

Meets 7 pm, second Thursday, Oregon City  
Hous Auth Clackamas Bldg, 13930 S Gain  
**President:** Sam Hutchinson  
(503) 829-7744; samh@molalla.net  
**Vice President:** Peter Forrest  
(503) 236-7787; pdxpete57@msn.com  
**Secretary:** Paul Hardzinski; (503) 631-3927  
**Treasurer:** John Keeley  
(503) 632-3682; keeley@bctonline.com

### Southern Oregon Beekeepers

Meets 7:30 pm, first Monday, Central Pt  
So Or Res & Ext Ctr, 569 Hanley Rd  
**President:** John Jacob  
(541) 582-BEES; oldsol@jeffnet.org  
**Vice President:** Brian Bolstad  
(541) 512-2364; bolstad815@hotmail.com  
**Secretary:** Mysti Jacob; (541) 582-2337  
**Treasurer:** Laurie Boyce  
(541) 846-0133; leanira@hotmail.com

### Tillamook County Beekeepers

Meets 7 pm, first Thursday, Tillamook  
Forestry Building, 5005 Third St  
**President:** Bob Allen; (503) 322-3819  
**Vice President:** Terry Fullan  
(503) 368-7160; tfullan@nehalem.tel.net  
**Secretary/Treasurer:** Wayne Auble

### Tualatin Valley Beekeepers

Meets 7:30 pm, last Friday, Beaverton  
OSU Ext, #1400, 18640 SW Walker Rd  
**President:** Todd Balsiger  
(503) 357-8938; toddbalsiger@comcast.net  
**Vice President:** Terry Parker; (503) 632-3305  
**Secretary:** Preston Gabel  
(503) 530-1436; preston@gabelhaven.com  
**Treasurer:** Trudy Gissel; (503) 429-6603

### Willamette Valley Beekeepers

Meets 7:30 pm, fourth Monday, Salem  
Chemeketa Comm College, Bldg 34, Rm A  
**President:** Ken Kite  
(503) 769-2941; thekites@hisurfer.net  
**Vice President:** Mike Rodia  
(503) 364-3275; drodia@yahoo.com  
**Secretary:** Evan Burroughs  
(503) 585-5924; n7ifj@qwest.net  
**Treasurer:** Susan Rauchfuss  
(503) 391-5600; smokfoot@cyberis.net

---

## NEWS FROM THE REGION

**Portland Area:** Sam Hutchinson indicates that the Portland group “will probably be changing the format of the meetings some.” For December, the focus will continue to be the Home & Garden Show (see page 8). Plans for next year are “in the making.”

**Southern Oregon:** John Jacob notes that the group added an honorary lifetime member, Stan Kee, during the last meeting. Stan has been a member of the OSBA for over 10 years and has been a member and past president of the local association.

**Tualatin Valley:** Todd Balsiger reports that members will discuss the conference at the November meeting, the last of the year. In December, the group has a dinner.

**Taking a Pulse:** When asked about the kinds of question folks are asking these days, Ed Johnson at Ruhl Bee Supply responded that much of what is asked involves how to get started in beekeeping and the costs of getting set up. Because Ruhl’s new location in

Gladstone creates more “visibility,” people who’ve put beekeeping on the “back burner” are coming in to find out about classes and books for getting started. Some beekeepers are asking about treatments, late on starting medications. And some folks are stocking up on supplies—for example, to build hive bodies this winter. In addition, people are asking about candles and other bee-related gifts they might make for the holidays.

Margaret Swall and others at GloryBee similarly find some folks wondering whether or not it’s too late to medicate. In addition, she says people are wanting to know if they should feed this time of year, and, if so, what to feed. And they continue to ask about what kinds of treatments are working with Varroa, as well as whether or not there are any new medications. People also have questions about mites and beetles. Some folks want to know if oxalic acid is available. And some are looking toward spring. In addition to purchasing frames and the like to build up equipment during this less-busy time, some are already asking about the price of bees, when to order, and when they might come in.

---

## BEEKEEPING IN WESTERN OREGON

*Harry Vanderpool*

### November/December

November marks the end of our close association with the bees for the year. Cheer up!! There are many things that you can do to help your bees—and your operation.

- Take a walk in your apiary weekly. Conduct a visual inspection of hive entrances. Watch for signs of mice and other animal vandalism.
- Spend a cool, clear day gathering up rotten, broken-down hive parts, pallets, and other burnables. Build a small fire and keep it burning until your place sparkles.
- Disturb the bees as little as possible. As the weather cools down, the bees will cluster into a tight unit centered

in the brood area. They keep the brood warm regardless of outside temperature. If you must rescue a hive in the dead of the cold with a manipulation, work *around* the cluster rather than through it.

- December 21<sup>st</sup> is the first day of spring in the bee world. Are you ready for your next year in beekeeping? It could be the best year ever! It’s “New Year’s Resolution” time, folks! Settle on a resolution that will improve you as a beekeeper and your operation as well.
- Sit down and make a winter to-do list. Hang it where you can see it for a few days and add to it as things pop into your head. Then make a final copy and hang it where you can’t miss it. Time to get to work.
- Pull your bee trucks into your shop and set aside a couple of hours for inspecting

each one. Take care to change fluids, bleed and adjust brakes, pack wheel bearings, and check lights. Don't put this one off.

- Make a point to contact a fellow beekeeper every once in a while to exchange notes.
- Order supplies for next year. Compare prices by phone before ordering. By all means, feed your beekeeper disease. Shoot for the quantity discount!
- Consider looking into an accounting program if the thought of getting your books up to date depresses you. These programs make bookkeeping fast, fun, and informative. They also help you look at your operation from a statistical point of view. Ask an association member to show you their favorite program.
- Purchase all of the seasonal supplies you will need in advance.
- Take time for a little winter PR with farmers, growers, and customers. They will remember your thoughtfulness.
- Write down all the good reasons you have for not attending your local beekeeper association's monthly meeting. Then use that paper to light your woodstove. Isn't a small fire great for bringing us all down to earth? We would all really enjoy your attendance at the next meeting.

attendees at the Expo Center. I told Kenny I thought the group might be interested and called the contact person, Anne Jaeger. More phone calls and e-mails later, we now have a booth at the show in February. Participation is open to ALL OSBA Regional Associations.

The booth will be 10 feet x 10 feet with a 9-foot ceiling. We will be situated in one of the halls next to a garden designer with a bee-friendly garden containing plants suggested by Helga Moll. We will be handing out educational materials and information from the National Honey Board, as well as answering questions. At present, plans include two observation hives staffed with a queen and some bees. And we will display the Oregon State Beekeepers Association banner. We are trying to get the OSBA web site ([www.orsba.org](http://www.orsba.org)) in all show literature. Did I mention that the show would not be taking any fee for the sale of the honey? They will also be providing free admission, a \$10 value, for our services. Set-up time will be six days prior to the show.

Please wait until January to make contact about working the booth. After the holidays, I will ask Thom Trusewicz to put out the notice that we will be accepting volunteers. At present, we plan to have two people in the booth during each session. There are fourteen sessions and, if my math is correct, that means twenty-eight positions are open. A significant number of tours by 4H, kid's garden clubs, and the like will take place before the shows on Wednesday, Thursday, and Friday. We can make arrangements for anyone wanting to be involved for these two-hour sessions.


---

## HOME & GARDEN SHOW

*Sam Hutchinson*

A couple of months ago Kenny Williams, President, asked if our group, Portland Metro, would be interested in participating in the Portland Home & Garden Show, February 22-26, 2006.

function would be primarily education, and we Our would be able to sell our honey to the



**Volunteers** for a Home & Garden Show session (or their designee) may sell honey. The sellers will deliver the honey to the booth and handle the money. Portland Metro Beekeepers Association will not be involved in sales.

## FDA APPROVES TYLAN SOLUBLE FOR THE CONTROL OF AMERICAN FOULBROOD

October 20, 2005

The US Food and Drug Administration (FDA) has approved TYLAN (tylosin tartrate) Soluble for the control of American foulbrood (*Paenibacillus larvae*) in honey bees. This is the first approval for the use of TYLAN Soluble in a minor species (honey bees).

TYLAN Soluble, a product of Elanco Animal Health, a division of Eli Lilly and Company, Greenfield, Indiana, is already approved for therapeutic uses in chickens and swine and production uses in turkeys. It is the second approved new animal drug for honey bees that controls American foulbrood. FDA reviewed extensive data to ensure the product met all necessary effectiveness, animal health, human food safety, and environmental standards. The approval of this supplemental new animal drug application relied on publicly available safety and effectiveness data contained in Public Master File 5783, which were compiled under the oversight of the National Research Support Project-7 (NSRP-7), a national agricultural research program for obtaining clearances for use of new animal drugs in minor animal species and for special uses. Studies were conducted by USDA's Bee Research Laboratories. FDA has concluded that the honey derived from honey bees fed tylosin tartrate is safe when the animals are fed according to the approved labeling.

For additional information, contact: Joan C. Gotthardt, DVM, Director, Division of Therapeutic Drugs for Food Animals, FDA, Center for Veterinary Medicine, Office of New Animal Drug Evaluation, 7500 Standish Place, HFV-130, Rockville, MD 20855. (301) 827-7571; jgotthar@cvm.fda.gov.

Source: [http://www.fda.gov/cvm/CVM\\_Updates/honeybee.htm](http://www.fda.gov/cvm/CVM_Updates/honeybee.htm).

## MAKING ARRANGEMENTS FOR THE BEES

Helga Moll

Consider adding some of the following plantings, most of which are evergreen shrubs, to your "to do" list this year. You'll enrich your experience of the beauty of the winter season, provide "greens" for making wreaths and floral arrangements, and feed the honey bee as well. In fact, some of these plants have been known to make bees *hum*.

- *Arbutus unedo*, especially *A.u.* "Compacta." Strawberry tree.
- *Choisya ternata*. Mexican orange.
- *Cotoneaster* spp. Many species are nice.
- *Ilex aquifolium*. English holly. Many varieties.
- *Ilex crenata*. Japanese holly.
- *Nandina domestica*. Heavenly bamboo.
- *Skimmia japonica*. Skimmia.
- *Solanum pseudocapsium*. Jerusalem cherry. This plant may be too pretty to cut. Be aware that the fruit may be poisonous.

In addition, *Aucuba japonica* is nice for color and for arrangements. Yet, because of its short bloom and relatively few flowers, it is not a particularly good bee plant. Several additional plants add nicely to arrangements even though they are not plants for the bees. These plants include: California redwood, cedars, and Norwegian spruce with its dwarf combs. And variegated boxwood, *Buxus* spp., is pretty in winter and makes gorgeous cuttings that do not shed quickly.

Detailed information about these selections and planting requirements (including soils, shade, and whether or not male and female plants need to be planted together) is provided in numerous sources, including the *Sunset Western Garden Book* by the Editors of Sunset Books and *Sunset Magazine*. In fact, such a resource would make a wonderful gift for most any beekeeper!



**Humans and honey bees** have had quite a long-standing relationship. Take time to share your own appreciation of the work and wonder of this remarkable insect in future newsletters. When and how did you start keeping bees? How do you work with bees—or with honey—or beeswax—or propolis—or royal jelly—or bee venom—or...?

---

## Honig-Küchen—A Honey Cake from East Germany

*Helga Moll*

Combine the following dry ingredients in a large mixing bowl and set aside:

|                               |                             |
|-------------------------------|-----------------------------|
| 3 pounds all-purpose flour    | 2-1/2 teaspoons lemon peel  |
| 4 teaspoons baking soda       | 2-1/2 teaspoons cinnamon    |
| 1 teaspoon salt               | 3/4 teaspoon nutmeg         |
| 2 tablespoons Hershey's cocoa | 2-1/2 teaspoons orange peel |
| 1/2 teaspoon ground cloves    | 1 cup chopped walnuts       |
| 1 teaspoon ground ginger      | 1-1/2 cup golden raisins    |
| 1/2 teaspoon cardamom         | 1-1/2 cup fruit cake mix    |

Combine the following ingredients in a saucepan, place on medium heat, and bring to a bubble stage:

|                 |                    |
|-----------------|--------------------|
| 1/2 pound sugar | 1/2 pound molasses |
| 3/4 pound honey |                    |

Remove the saucepan from the heat, and add 1/2 pound butter. Stir to melt down and stir in 2 eggs. Then add the saucepan ingredients to the mixing bowl with the dry ingredients. I do this by keeping the mixer motor running and adding the saucepan ingredients a little at a time to allow the liquid to be completely absorbed. Once the ingredients are well blended, spread to 1/2-inch thickness onto three greased 10-inch x 15-inch baking sheets with raised edges. Brush the surface of the spread batter with milk or cream to moisten, and bake at 350°F for 15–25 minutes or until rich brown in color. *Do not overbake.*

For frosting, add boiling water to 2 cups powdered sugar until spreadable. Then add flavoring, such as lemon or almond.

As soon as the frosting is set, cut into bars and place in air-tight containers.

*We never have Christmas without this.*

**Note:** Some folks may want to cut this recipe in half or third, and others may want to freeze some “for later.” Helga believes both options would work fine, but neither has been tried. This treat doesn’t last long enough for her to even consider making less or what to do with leftovers.

*Continued from page 1*

For the next two—or was it three?—years, Dan would order and install bees, only to have them swarm, die, or otherwise disappear. I kept nudging him, “Look, here in the book it says you should be doing this-and-such right now.”

He told me he knew what he was doing. But I suspected there were several things that were wrong, starting with the location he’d chosen for setting up the hives. He put them in the western yard, where they never got the morning sun and got terrible afternoon heat. Plus, he didn’t follow the well-established feeding and medication cycles. In short, he neglected them, and they retaliated by not sticking around. Finally, at the end of the third summer of this, he said, “I give up!”

I replied, “Okay, I’d like to have a try at this.”

“Go ahead,” he retorted, shaking his head as if to say, “Fat chance; I failed, so will you!”

The following spring, I did two things: I ordered three packages of bees and I rented the “Year in the Hive” videotape by Dr. Keith Delaplane. I must have watched it at least a dozen times, taking copious notes and memorizing all I could. When the bees arrived, I was ready. That year, I did everything exactly as Dr. Delaplane instructed. My efforts were rewarded in the fall. While Dan had never collected so much as a bijingod teaspoonful of honey, I had about seven gallons of beautiful, golden honey to show for myself. That was it, I was hooked! My apiary had also expanded from the initial three hives of bees to about seven or eight, thanks to my answering swarm calls all over the community.

Oops, there was a third thing that contributed to my success as a beekeeper! The third one was joining a local club (Tualatin Valley Beekeepers Association). I eventually become Secretary, a position I held for about three years. From there, I was asked to assume the role of Editor for this newsletter, a position I held for several years. There is nothing like writing about bees to keep one constantly *thinking* about bees, and

digging for more information. In addition, meeting and hobnobbing with others who know far more than I has been an invaluable experience. Field Days are yet another great way to learn, as well as to reinforce what you already know by showing others how it’s done. To any new or novice beekeepers, I cannot emphasize too strongly the benefits of joining an established beekeeping group. Or, if there isn’t one conveniently close, start one, making sure you have an experienced, successful beekeeper to anchor the group.

I deliberately sought out and developed a mentoring relationship with an established commercial beekeeper, Jerry Schwanke, who helped me numerous times when I didn’t have a clue. In time, I became a mentor myself for a new, young beekeeper, and began traveling around to area elementary and middle schools to do “The Bee Lady” presentations to children. It’s a fun thing to do, and a responsibility I take seriously. I’ve been told that my “curriculum” and adjunct materials have become examples used by other presenting beekeepers.

From then on, honey bees became a very important part of my life, and remain so today. The past dozen or so years have been filled with writing and editing jobs, teaching children, troubleshooting apiary problems, and responding to hundreds of telephone calls from clueless citizens who think they might (and sometimes do) have a swarm of honey bees on their property.

Retrieving swarms has ranged from ground-level, piece-of-cake situations to being elevated upwards 12 feet in the bucket of a backhoe by an extremely nervous landscaper who was terrified of the swarm hanging out on the end of a tree branch. Too, I have a serious collection of large shipping envelopes filled with artwork and laboriously printed missives from youngsters thanking me for telling them all about honey bees. (They all seem to especially like my small container of collected dead bees. And a large bumblebee in the collection always provokes gasps of wonder.)

If there is anything I've learned from all of this, it is that all of us who decide to "try beekeeping" owe it to the little rascals to do our very best at the job. I have personally developed a lot of patience with and love for the bees, but I've also come to have considerable disdain and outright scathing for those individuals who chronically shortchange their small charges. Whether it's skimping on sugar syrup, not leaving adequate honey on the hives after harvest, skipping mite and other preventive treatments, or not taking care to keep hives ventilated during hot weather and protected from mice and heavy rain in the winter, I am not very tolerant of such practices. Leaving hives to fend for themselves for many months is, to me, unthinkable. If a beekeeper is to know what's going on inside his or her colonies, making frequent, timely incursions into the hives is absolutely essential.

My bees are temporarily gone now. Because I'm in the midst of a divorce, selling my property, and making plans to move elsewhere, I had to

let them go to a trusted colleague (Jerry, of course!). Of all of the things I have sold or otherwise disposed of already, I miss my bees the most. That empty space out behind the barn that held, at one time, as many as 24 colonies, seems like a graveyard to me. And, over the past three months, I've been clearing out most of the stacks of supers, frames, and other paraphernalia that I cannot haul with me.

To all of you who came out and bought my stuff, I thank you. If all goes as planned, I will have bees again within the next year or so. And, I will stay involved in the beekeeping community, no matter where I live.

To everyone who ever wondered, "What if...?", I encourage you to stay curious, stay involved, and be part of something extraordinary, fascinating, and worthwhile: beekeeping. Never think you know everything there is to know, because new things are cropping up in Nature all the time. Simply make a commitment to the bees. If you're gonna do it, do it *well*.

**The Bee Line** is the official publication of the Oregon State Beekeepers Association. The newsletter is published ten times a year and subscriptions are included with OSBA membership. Send news about your bees and beekeeping, as well as corrections, letters, comments, photographs (old and new), stories, interviews, and advertising to the Editor, *The Bee Line*, PO Box 42363, Portland OR 97242; [thebeeline@comcast.net](mailto:thebeeline@comcast.net).

| Size of Ad   | Cost     |
|--|----------|
| <b>Business Ads</b> , per issue:   |          |
| Business-card  | \$10.00  |
| Quarter-page   | \$25.00  |
| Half-page  | \$50.00  |
| Full-page  | \$100.00 |
| <b>Classified Ads</b> (30 words), per issue:                                   |          |
| OSBA members   | \$3.00   |
| OSBA members—for items given away at no charge (as long as space is available) | FREE     |
| Non-members  | \$5.00   |

**Note:** All copy, art, and payment generally needs to be **submitted by the 15<sup>th</sup> of the month prior to publication**; however, the January/February deadline is **December 31**. Please contact the Editor for additional information.

**ADVERTISING ON THE WEB**

Revenues from web ads are the sole support of the OSBA website, [www.orsba.org](http://www.orsba.org), a resource accessed by over 1,500 people worldwide every month. Web ads run for one year, beginning in January and continuing until January of the following year.

**Cost per ad: \$4 for OSBA members, \$6 for nonmembers**

**Name of Advertiser or Business:** \_\_\_\_\_

For the following, include only information that you want listed on the website.

**Address:** \_\_\_\_\_

**Telephone number:** \_\_\_\_\_ **fax:** \_\_\_\_\_

**e-mail address:** \_\_\_\_\_ **Website:** \_\_\_\_\_

**Area of coverage for services or deliveries** (e.g., within 50 miles of Salem):

Please indicate and provide brief descriptions for categories of interest (e.g., won blue ribbon at the Clackamas County Fair or available in 1- and 2-pound containers):

- |   |   |
|---|---|
| <input type="checkbox"/> Swarm call (FREE)                                  | <input type="checkbox"/> Honey for sale, buckets or drums     |
| <input type="checkbox"/> Apitherapy   | <input type="checkbox"/> Pollination, 1–20 hives              |
| <input type="checkbox"/> Bee art and cards                                  | <input type="checkbox"/> Pollination, 21 or more hives        |
| <input type="checkbox"/> Bee removal  | <input type="checkbox"/> Pollen for sale                      |
| <input type="checkbox"/> Bees for sale                                      | <input type="checkbox"/> Propolis for sale                    |
| <input type="checkbox"/> Candles for sale                                   | <input type="checkbox"/> Queens                               |
| <input type="checkbox"/> Custom extracting                                  | <input type="checkbox"/> Wax for sale, up to 20 pounds        |
| <input type="checkbox"/> Honey buyer  | <input type="checkbox"/> Wax for sale, more than 20 pounds    |
| <input type="checkbox"/> Honey for sale, gallon-sized containers or smaller | <input type="checkbox"/> Other service or product (describe): |

**Number of categories:** \_\_\_\_\_

**Total enclosed:** \_\_\_\_\_

**To place an ad**, send the web-ad form with check payable to OSBA to: Thom Trusewicz, 90041 Logan Rd, Astoria OR 97103. For ad changes during the year, contact the OSBA Webmaster. Refunds are not available for ads discontinued before the year's end.

*The Oldest Beekeepers Supply Store in the Pacific NW!*

**"EXPERIENCE MAKES THE DIFFERENCE"**



E-mail: [ruhlbeesupply@yahoo.com](mailto:ruhlbeesupply@yahoo.com)

**RUHL BEE SUPPLY**  
Beekeeping Supplies - Honey- Bees  
[www.ruhlbeesupply.com](http://www.ruhlbeesupply.com)

17845 SE 82nd Drive                      The Johnson Family  
Gladstone, OR 97027                      (503) 657-5399



**Snow Peak Apiaries**

Custom Wood Shop

All types of supers, including 8-frame,  
Cedar top and bottom boards; Frames—all styles  
Custom cut to fit your operation

**Franz & Audrey Yordy**

(541) 451-3752                      34769 E. Lacombe Dr.  
Toll free 1-877-530-5882                      Lebanon OR 97355

**Mann Lake Ltd.**  
 *We carry the products to cover all your beekeeping and candlemaking needs.*

**We offer fast, efficient, courteous service at the most competitive price.**

*Our knowledgeable staff is ready to serve you!*

**Mann Lake Ltd.**  
 501 S. 1st St.  
 Hackensack, MN 56452-2001  
 Fax: 218-675-6156  
 beekeeper@mannlakeltd.com

- Woodenware 
- Rite-Cell® Foundation
- Clothing for Beekeeping
- Processing Equipment
- Containers
- Bee Reference Books
- Candle Flex Molds®
- Candle Making Supplies
- Candle Reference Books

**1-800-880-7694**  
 Call for **FREE** Catalog  
 www.mannlakeltd.com

**CLASSIFIEDS**

12 Double Deep Colonies: \$125.00 each.  
 25 Deeps, Lids, 10 Frames, Bottoms, 90% drawn, mostly new: \$50.00 each.  
 Single-axle Trailer for hauling 20 hives: \$500.00. Call (541) 882-8409, Klamath Falls.

Old Sol Enterprises presents Oregon Grown Super Queens and nucs. Mite resistant, highly productive, winter hardy and very gentle. Reserve yours now by calling (541) 582-BEES or by visiting www.oldsolenterprises.com.

**GLORYBEE**

P.O. Box 2744 Eugene, OR 97404  
 Ph: 541-689-0913 Fax: 541-689-9692  
 Toll Free: 1-800-Glorybe (456-7923)  
 e-mail: sales@GloryBeeFoods.com  
 www.GloryBeeFoods.com

**BUYING ALL GRADES NEW CROP HONEY**

Call for prices  
 Free Bee Supply Catalog  
 1-800-Glorybe (456-7923)

A Family Tradition in Northern California  
**Homer Park Italian Queens**

 Top Quality — All Around Queens That Perform Well In All Areas 

50 queens or more per shipment  
 Spring - Summer . . . . . \$10.50  
 Shipping extra


**Gentle Bees** **Early Buildup** **High Productivity** **Good Acceptance**

**QUEENS & NUCS** **PACKAGE BEES**  
 PH. 530•549•3555 **PACKAGES ARE NOT MAILED.**  
 PH. 530•549•3500

 **WOOTEN'S GOLDEN QUEENS**  
 11189 DESCHUTES ROAD  
 PALO CEDRO, CA 96073  
 FAX 530•549•3624  
 Toll Free 888•565•8439

**CROP POLLINATION HONEY**

 **FOOTHILLS HONEY**

George and Susan Hansen  
 30576 Oswalt Road  
 Colton, Oregon 97017  
 503-824-2265

**HEITKAMS' HONEY BEES**



PAT, RUSSELL & CRAIG HEITKAM  
 4700 FIRST AVENUE • ORLAND, CA 95963  
 BUS. 530-865-9562 • FAX 530-865-7839  
 Email: Russell.Heitkam@gte.net

**Queens, Bees, Honey & Pollination**

**Dadant** *Everything for the Beekeeper*

Call our branch offices: Pat in Fresno or John in Chico for fast courteous service. *Free Full Color Catalog*

PO Box 2837  
 2765 South Golden State Blvd.  
 Fresno, CA 93745  
 Phone (559)495-0230  
 Fax (559)495-0232  
 Toll Free 1-877-432-3268

15 C Valley Court  
 Chico, CA 95973  
 Phone (530) 893-0921  
 Fax (530) 893-0922  
 Toll Free 1-877-332-3268

**Website:**  
 www.dadant.com



Harry Vanderpool

**Mike Rodia and Queen Donna.** Harry notes that conference attendees might agree with him that Mike did a fine job in selecting for such traits as good temperament and hardworking!

**More about the conference** in upcoming issues. In the meantime, see the message from the VP and Lane County's Nov/Dec 05 newsletter at: <http://www.lcbaor.org/Newsletter.htm>.

**MEMBERSHIP AND PUBLICATIONS FORM**

Membership in the Oregon State Beekeepers Association is open to anyone with an interest in bees and beekeeping. You do not need to own bees or reside in Oregon to join. OSBA membership includes a vote in OSBA elections, discounts on publications, and ten issues of *The Bee Line*.

**Name:** \_\_\_\_\_

**Mailing address:** \_\_\_\_\_

**City/State/Zip:** \_\_\_\_\_

**Telephone number:** \_\_\_\_\_ **e-mail address:** \_\_\_\_\_

**Regional Association (if applicable):** \_\_\_\_\_

**Discounted Publications:**

| Journal                     | 1 year      | 2 years     | 3 years    |
|-----------------------------|-------------|-------------|------------|
| <i>American Bee Journal</i> | ___\$17.20  | ___\$32.75  | ___\$46.05 |
| <i>Bee Culture</i>          | ___\$17.00* | ___\$32.00* | —          |
| <i>The Speedy Bee</i>       | ___\$13.25  | ___\$25.25  | —          |

\*Outside the US, add \$15 per year for postage.

*The OSBA respects the privacy of members and will not sell any information provided. May we include your name and address in a membership list that will be given to OSBA members only? YES/NO (please circle one).*

**Membership:** \$20 per person (\$29 per person outside the US) \$ \_\_\_\_\_

**Publication(s):** Indicate journal(s) and period(s) of subscription \$ \_\_\_\_\_

**Additional voluntary contribution:** Designate Research Fund/ General Fund (please circle one) \$ \_\_\_\_\_

**Amount enclosed:** \$ \_\_\_\_\_

**Members of an OSBA Regional Association:** Make check payable to the Regional Association and attach form. The Regional Association Treasurer will submit the form and a check for the amount less \$1, which goes to support the Regional Association.

**Regional Association Treasurers and others:** Make check payable to OSBA and send with form to: Phyllis Shoemake, 1702 Toucan St NW, Salem OR 97304.

*The Bee Line*  
Newsletter of the Oregon State Beekeepers Association  
PO Box 42363  
Portland, Oregon 97242

NONPROFIT ORG  
US POSTAGE  
PAID  
SALEM, OR  
PERMIT NO. 692

**Address Service Requested**

**Please check your mailing label.** If the date on the label is near Dec-05, your membership is due to expire. This is your friendly renewal notice.

*Very best wishes of the season!*

**Oregon State Beekeepers Association** is a nonprofit organization representing and supporting all who have an interest in bees and beekeeping.

**President:** Kenny Williams  
20367 Long Rd  
Blodgett OR 97326  
(541) 456-2631

**Vice President:** Harry Vanderpool  
7128 Skyline Rd S  
Salem OR 97306  
(503) 399-3675  
shallotman@yahoo.com

**Co-Secretary/Treasurer:** Jan Lohman  
77225 Colonel Jordan Rd  
Hermiston OR 97838  
(541) 567-3209  
vazzafrm@uci.net

**Co-Secretary/Treasurer:** Phyllis Shoemake  
1702 Toucan St NW  
Salem OR 97304  
(503) 364-8401  
shoe2@open.org

**Website:** [www.orsba.org](http://www.orsba.org)

**Webmaster:** Thom Trusewicz  
(see page 6 for contact information)

**Editor, The Bee Line:** Rosanna Mattingly  
PO Box 42363  
Portland OR 97242  
(503) 772-3486  
thebeeline@comcast.net